

The Medium Experiment

David M. Rountree, AES

Director

Scientific Paranormal Investigative Research Information and Technology

Over the years I have had the opportunity to work with many mediums and psychics in the course of paranormal research. In a way, they come with the territory and traditionally, people seek out psychics and mediums to help them with issues associated with hauntings. Some of these people are very good at what they do. Some are charlatans. But the people that consistently score high in their work are fascinating to me. How do they do what they do? Well I have a hypothesis on this, based on experience, knowledge of Quantum Mechanics and human nature.

IF paranormal communication is indeed electromagnetic radiation, as the evidence seems to indicate, then sensitive individuals must be sensitive to these radiations. They call it vibrations (frequency) and this makes complete and total scientific sense. If they can receive these frequencies, then they are literally receiving EVPs in their heads! This is not so far fetched.

In the 1980's, Dr. Michael Persinger performed a series of experiments with what became known as the "*God Helmet*". The term God Helmet refers to a controversial experimental apparatus in neurotheology. The apparatus, placed on the head of an experimental subject, stimulates the brain with "complex" magnetic fields. Some subjects reported experiences similar to spiritual phenomena. Persinger used a modified snowmobile helmet or a head-circlet device nicknamed the Octopus that contains solenoids which created a weak but complex magnetic field over the brain's right-hemisphere parietal and temporal lobes. Persinger reported that at least 80 per cent of his participants experience a presence beside them in the room, which they variously say feels like God or someone they knew who had died.

While there is significant controversy as to whether Persinger measured actual effects or just led his subjects into believing they experienced an electronically-induced epiphany, the experiments are interesting none-the-less and certainly bear repeating in a more controlled study. Interestingly, from my experience, people who report ghosts in their homes tend to live in an environment rich with electromagnetic fields that seem to occur at very low frequencies. Even standard wall electricity produces EMF at 60 cycles, which, if at a high enough intensity, gives me the feeling that my skin is crawling, or that I have walked through a cobweb. Over the years, different members of my various teams have experience similar feelings related to EMF levels. I propose that sensitive's, psychics and mediums are sensitive to a specific type of EMF, what I call low frequency paranormal radiation. There is some evidence to support this.

A few years ago I ran an experiment on a psychic friend of mine. By using transducers, I stimulated her temporal lobes with different EMF frequencies, all 60 hertz and below. She actually got several hits while I was stimulating her brain, in the range of 12, 16 and 24 Hz EMF frequencies. Each one of these frequencies opened a door for her. This is certainly something I want to study


further, but let's move on. To her, she was watching TV in her head, and I was changing the channels. While this is interesting, it doesn't make the paranormal connection. Further study is required.

If there is such a thing as life after death, and if when we die we shift to a higher frequency, we may enter a parallel universe. This universe, because it resonates at a different frequency than our own, can occupy the same spatial area as our universe, yet neither interfere nor react with it, except under very special situations or circumstances. One of these circumstances could be a direct interference via portal or wormhole. The other could be psychic perception via that worm hole.


We are made up of energy. Our consciousness has its own frequency and our thoughts have their own level of radiation. When we die, that energy continues on. In physics, the law of conservation of energy states that the total amount of energy in an isolated system remains constant. A consequence of this law is that energy cannot be created or destroyed. The only thing that can happen with energy in an isolated system is that it can change form, that is to say for instance kinetic energy can become thermal energy. Now, think about this next statement very carefully, because scientifically, it is true.

The law of conservation of energy proves that something of us continues after our death. Whether or not it includes consciousness remains to be proven by science.

Developments in technology coupled with my increasing knowledge and experience, I was ready to design a new experiment to further study my hypothesis. Recently, an opportunity presented itself that would allow me to directly monitor the environment of a 'séance' in which a celebrated medium would be conducting for a previous client whose home was investigated and displayed unusual activity. The equipment I would use would be a laptop, and data logging oscilloscope, an EMF low frequency sensor, and data management software.

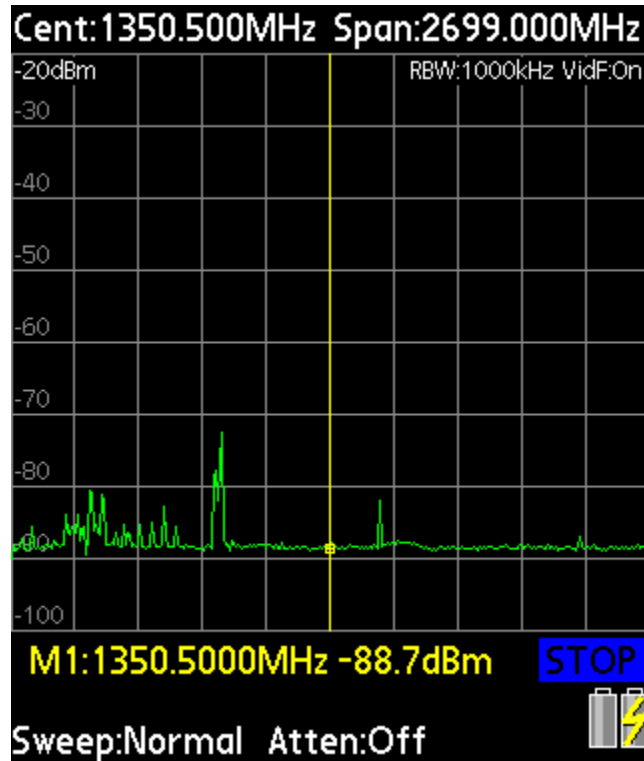


EMF Data Logging Set Up

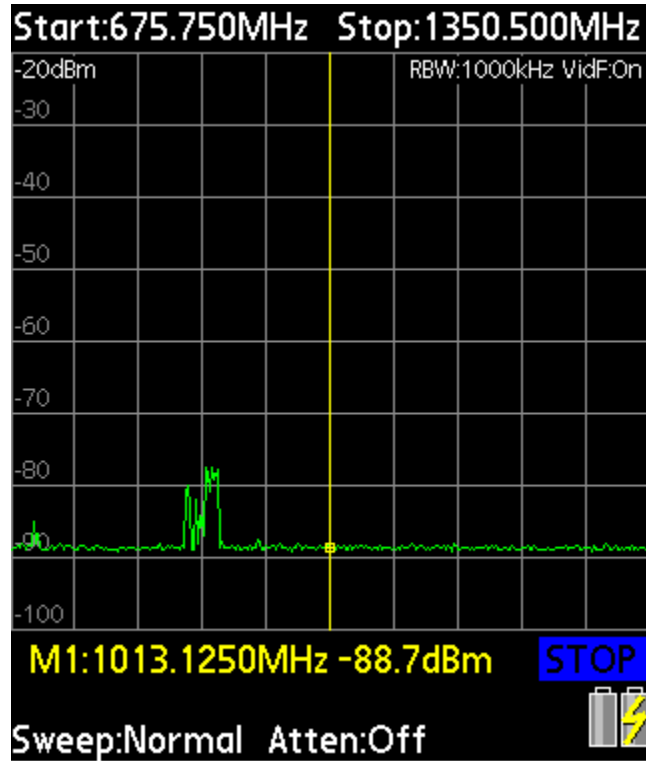


EMF Sensor, Digital Audio Recorder and Gravitometer

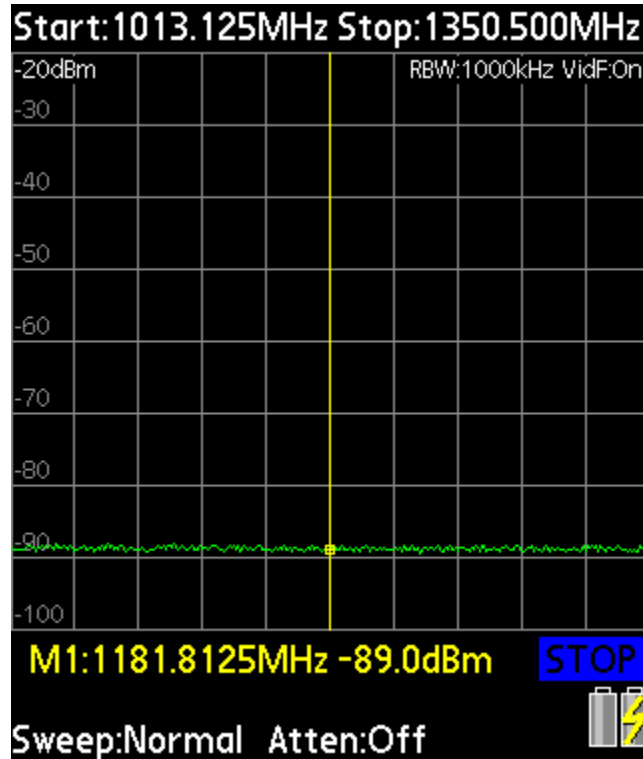
The methodology would be to place the sensor in the middle of the circle of attendees, and run it during the event. Audio recordings were also gathered; both in proximity of the medium and elsewhere in the home, including the attic, a source of previously documented activity. Time references to correlate the data during analysis were also employed. Upon arrival, RF spectrum analysis was performed to identify any potential sources for any EMF encountered;



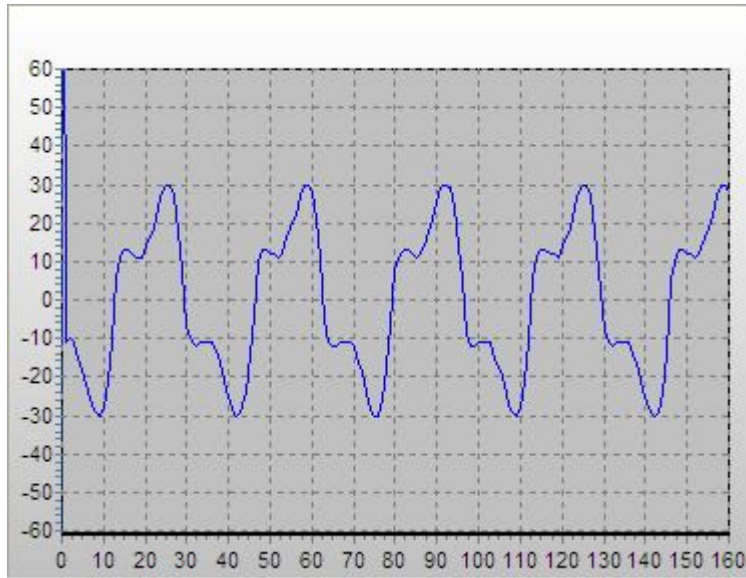
As shown above, there was a slight presence of low level RF was documented at 1350.5000 MHz, though the level was -88dB. This frequency is associated with Radio Location - Aeronautical Radionavigation. The field strength did not measure on a standard RF field strength meter, so the amplitude was too small to be a contributor to interference.



Additional RF activity was noted at 1013.1250 MHz, also assigned to Radio Location - Aeronautical Radionavigation. Again the field strength was insufficient to be a source of interference, and neither of these frequencies use voice modulated transmissions, instead being a primary carrier for Nav Data. Typically the readings across the spectrum were near flat line, and an example of this is shown below. RF contamination was not going to be a contributing factor to data collection.

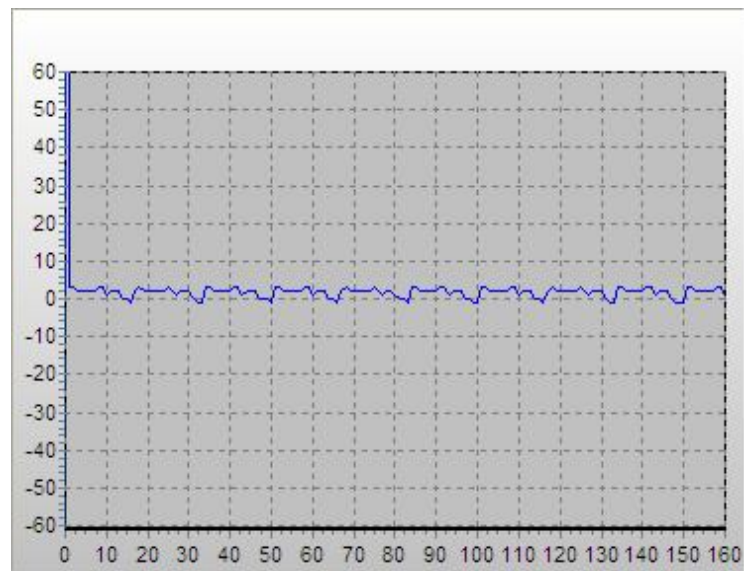


Base EMF readings were also collected to identify any ambient waveforms present prior to the event beginning. The predominant EMF was of course due to residential power. The following waveform was recorded adjacent to an electrical outlet to capture a typical 60 Hz waveform representative of the residential power present for comparison during analysis and elimination as a potential source.



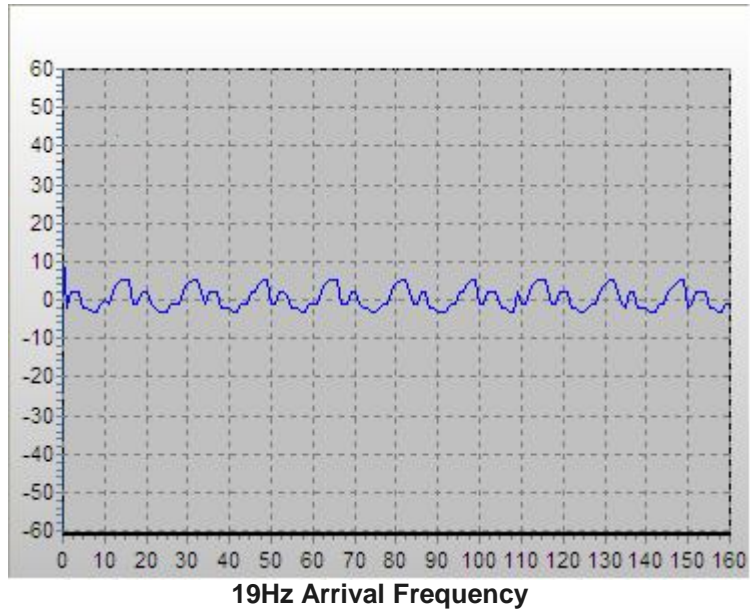
60 Hertz residential power waveform

Once this was accomplished, the sensor was placed in the spot designated as the test point, and additional base readings were observed. Base readings at the test location were flat line.

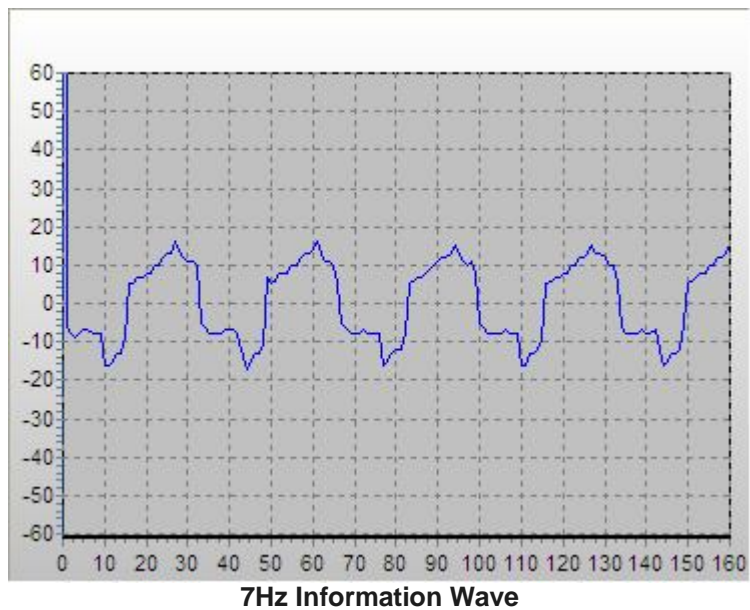


Base Line Readings

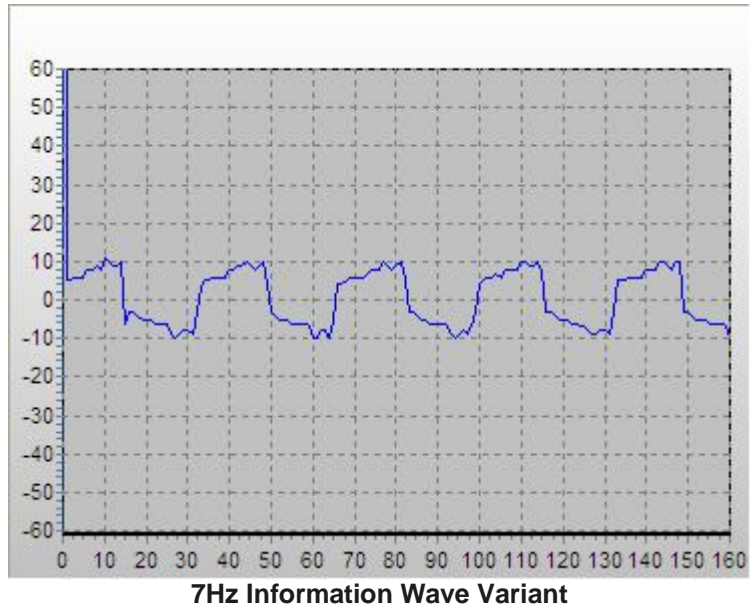
However, once the medium invited spirits to enter the circle, a wave form appeared. The frequency was 19 Hz.



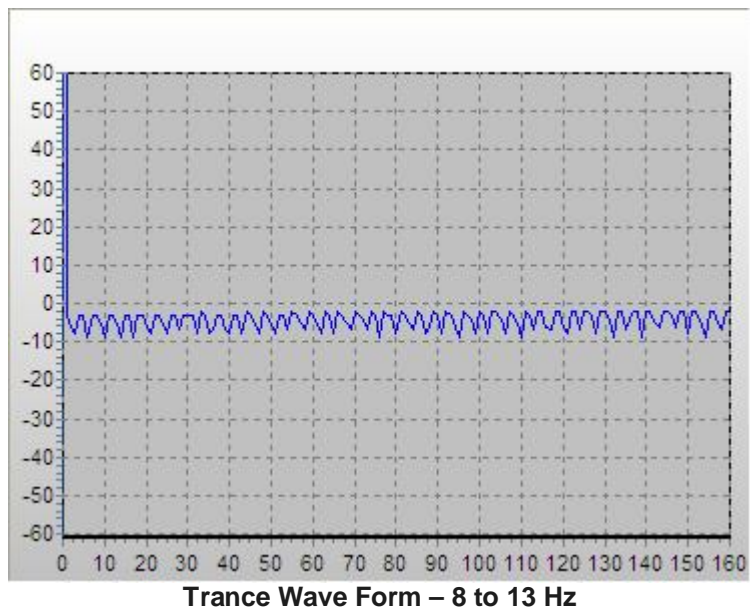
When information begin to flow from the medium, a series of wave forms would appear and shift, indicating some type of frequency modulation in the noise floor.

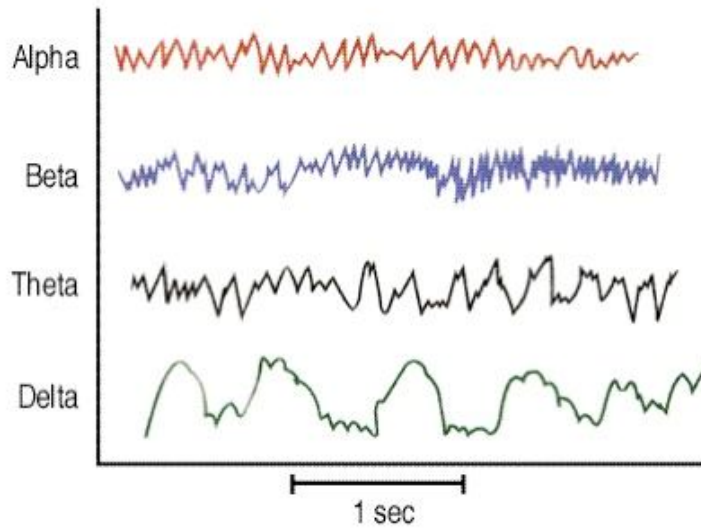


This wave form was a typical “Informational” pattern witnessed during the evening. It is higher level and around 7 Hz.



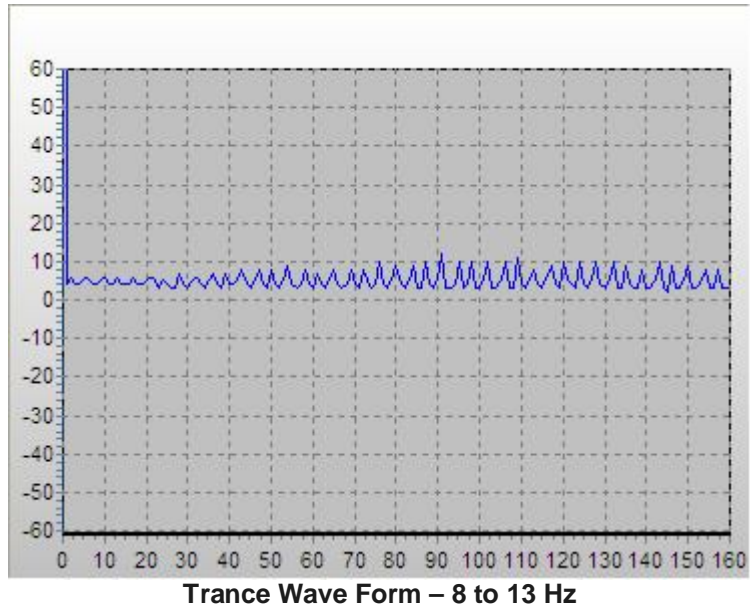
Toward the end of the evening, the medium went into a trance in the midst of inviting spirits into the circle. The following wave forms occurred at the beginning of the trance, and continued on for the duration. I find it remarkable that they actually resemble Alpha Brain Waves.



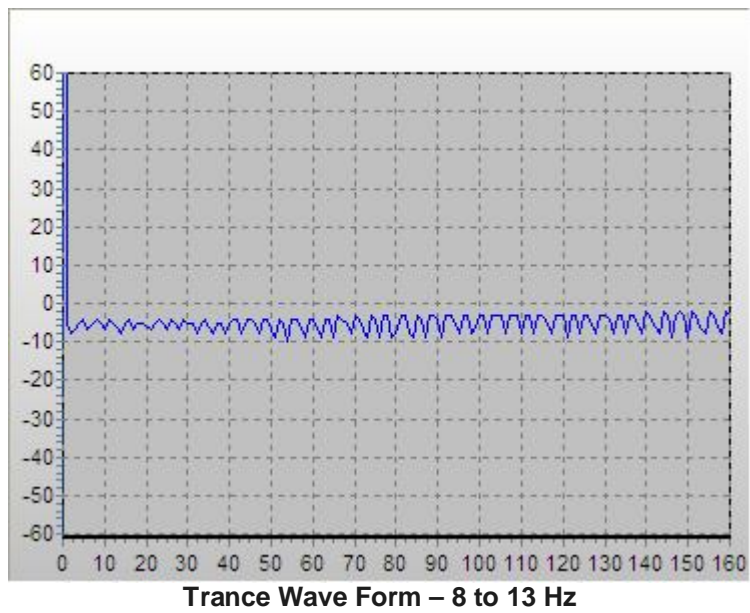


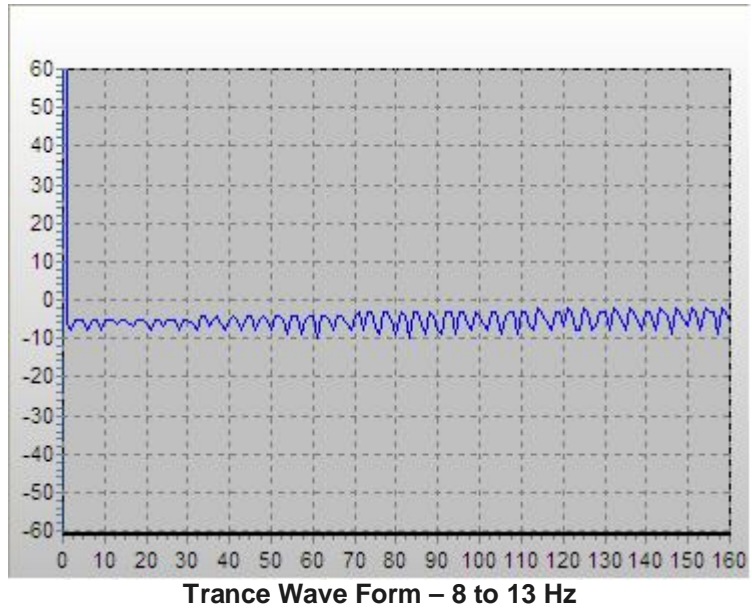
Typical Brain Waves For Comparison

- Alpha waves occur when a person is relaxed, but alert, having a frequency of 8–13 Hz. During this state, a person is awake but resting. During sleep, alpha waves are replaced by beta waves.
- The state of being focused, alert, or engaged in any form of activity are related to beta waves and they have a frequency of 14–30 Hz.
- After a really long day, all a person desires is to fall into a deep sleep. Delta waves are associated with deep sleep. Their frequencies range from 0.5–4 Hz. Delta waves are known for triggering the release of growth hormone, which provides healing, hence the reason why sleep is so important during the healing process.
- Theta waves have a frequency of 4–8 Hz and they occur mainly in children during the early stages of sleep, or in adults when they are emotionally stressed.

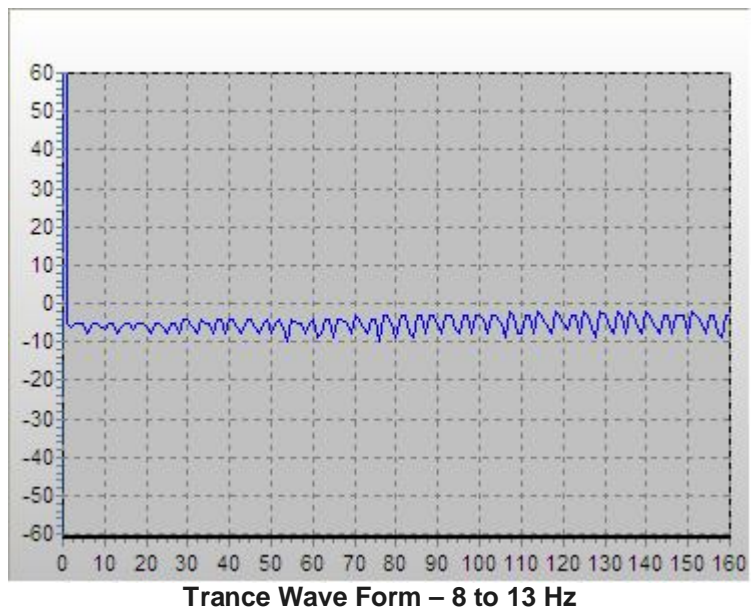


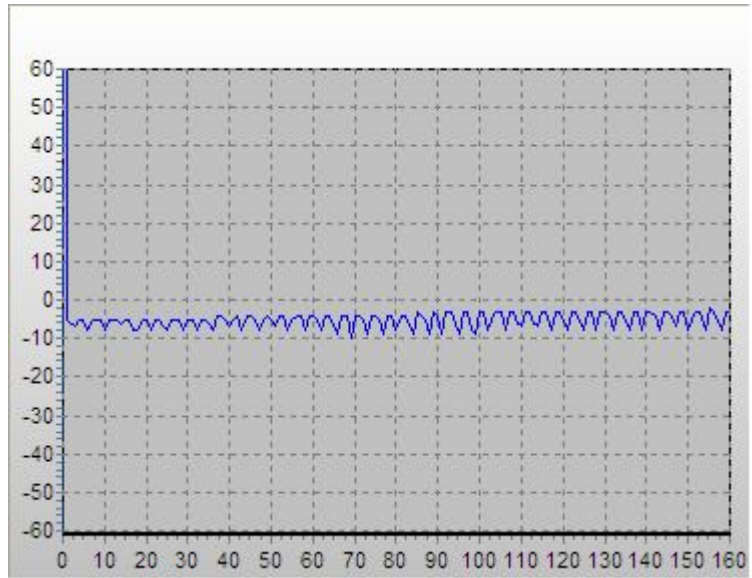
During the trance phase, some type of entity appeared to possess the medium and speak directly to the attendees.



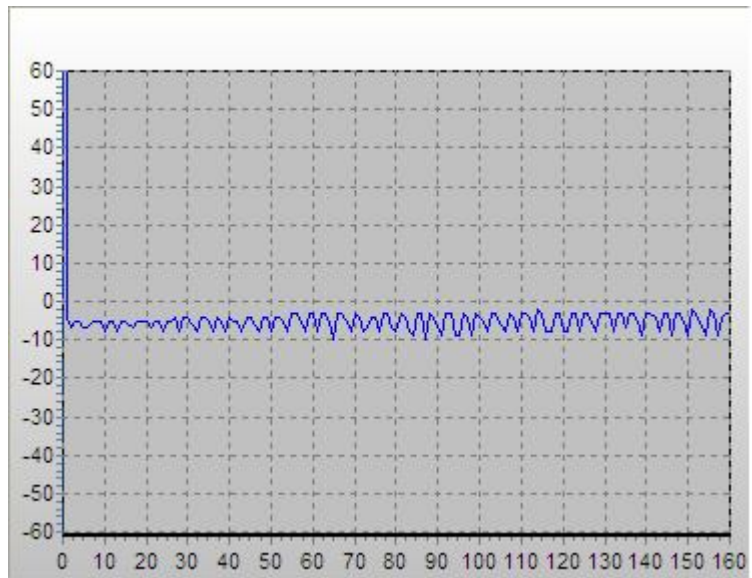


The mediums voice altered significantly during the “possession phase of the séance.

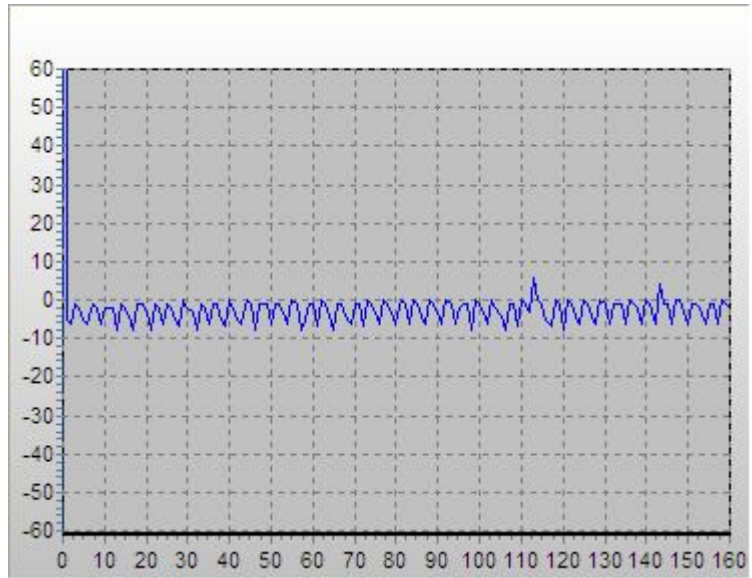




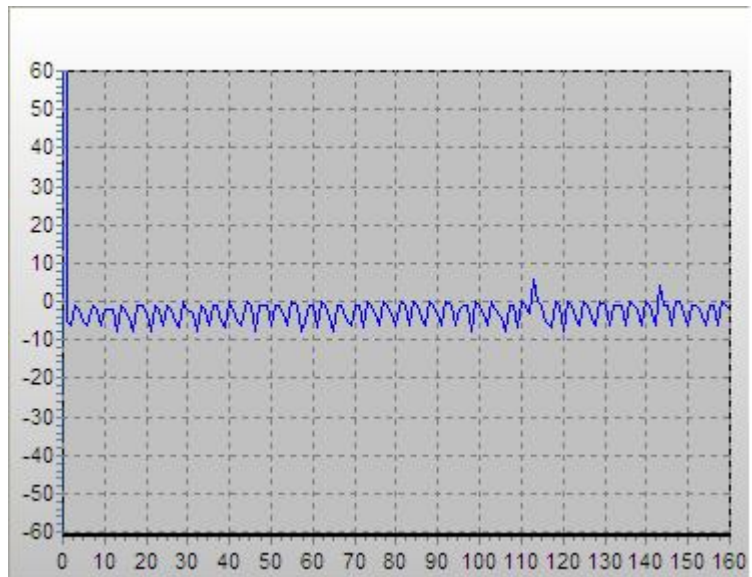
Trance Wave Form – 8 to 13 Hz



Trance Wave Form – 8 to 13 Hz

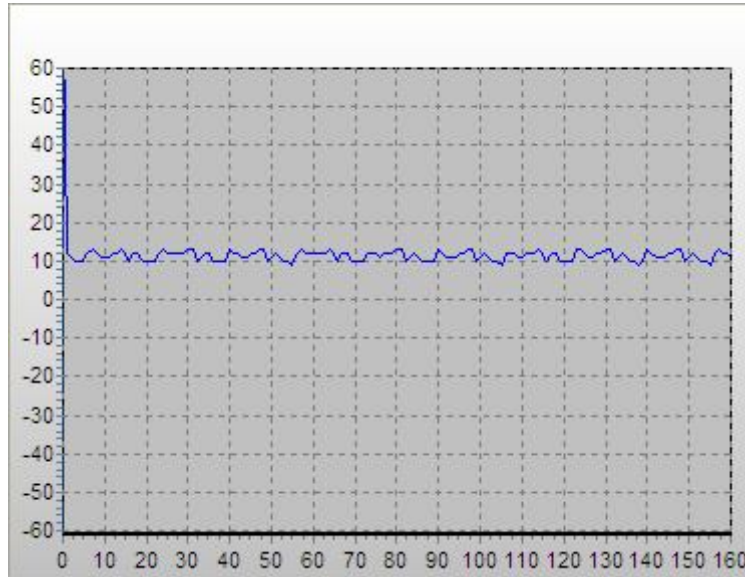


Trance Wave Form – 8 to 13 Hz



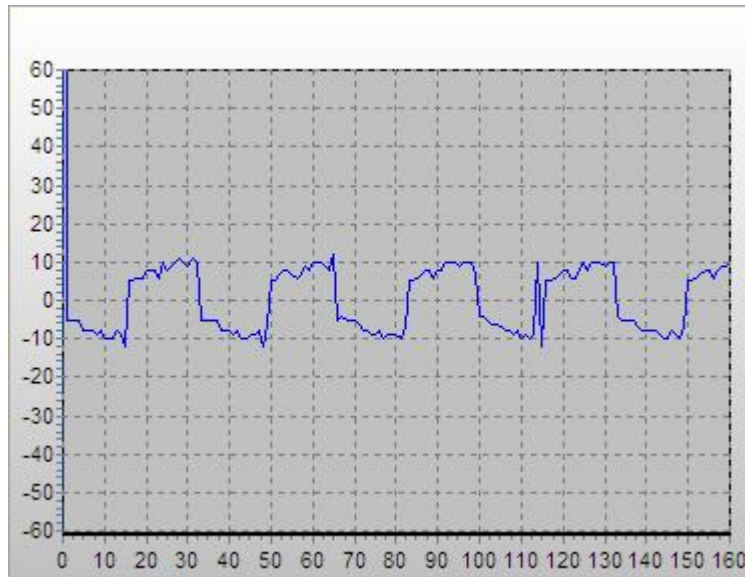
Trance Wave Form – 8 to 13 Hz

At the conclusion of the trance segment, the circle was broken and all took a break. Once again, the environment returned to base readings.



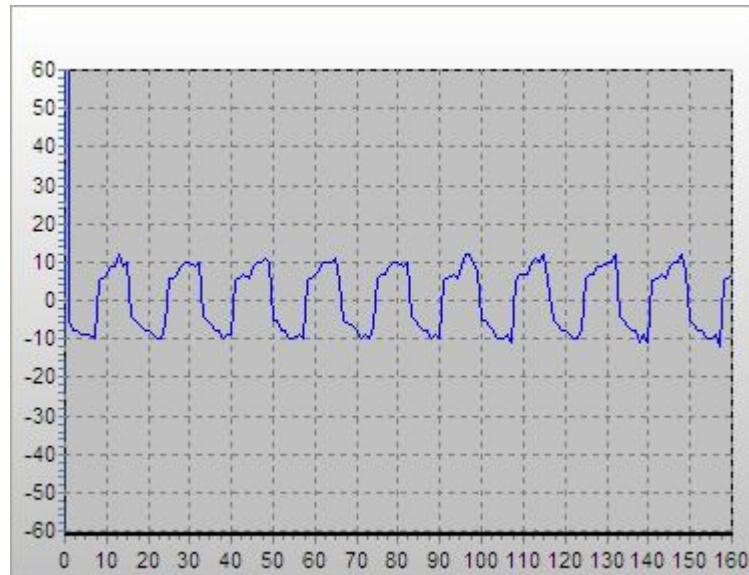
Base Wave Form

This was a recurring pattern all night. Each time we stopped the EMF flatlined and returned to base readings. When the séance resumed, the medium began to attempt to communicate with specific spirits requested by loved ones present. This brought about a different wave form as noted below:



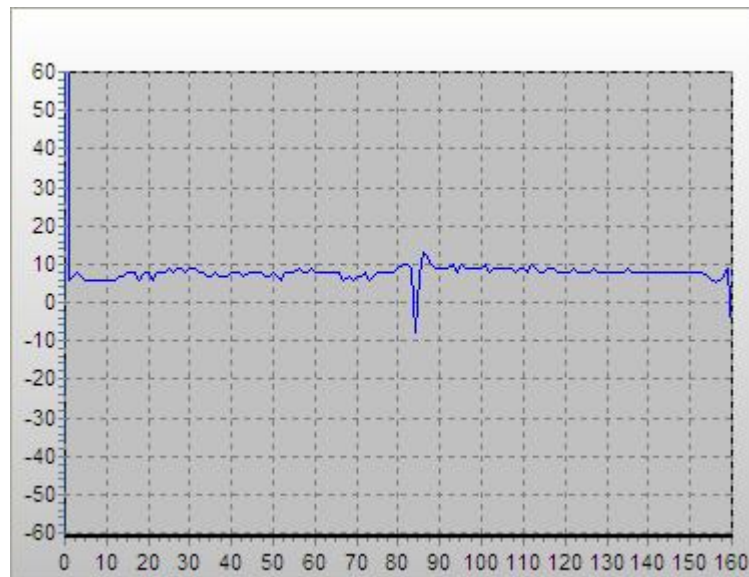
Specific Search 7 Hz Wave Form

Hits were made during this session and communication came through the medium. This triggered the appearance of a different wave form as noted below:



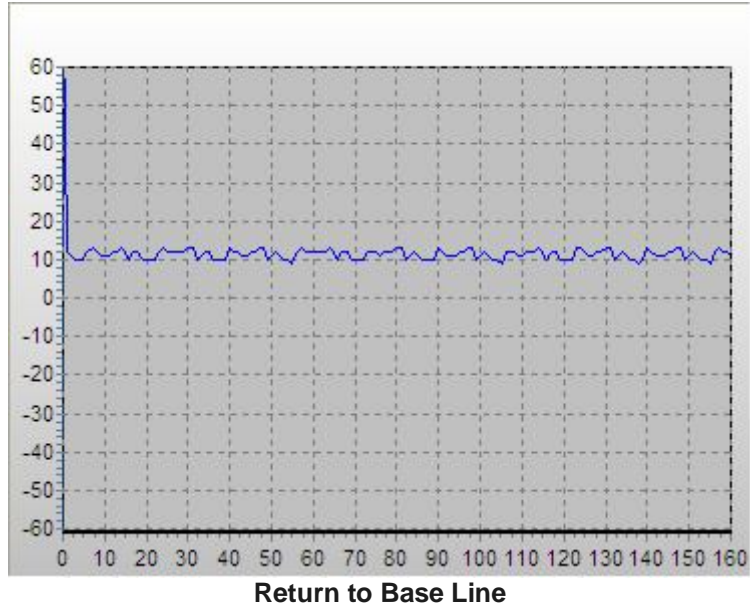
13Hz Specific Hit Wave Form

At the conclusion of the session, a transition occurred indicating the condition present at the moment of termination, as evidenced below:



Severing Communications Wave Form

At this point, the wave for returned to base line levels and configuration:



Triaxial gravimeter readings were also run during the session. Below is a segment from a communication period:

Gravimeter

Typical while active readings □ccurring

Recording Frequency: 0.10s

Recording Started:
2010-04-17 21:03:22 -0400

[X]: +0.04 [Y]: -0.29 [Z]: -1.00
[X]: +0.02 [Y]: -0.29 [Z]: -1.00
[X]: +0.02 [Y]: -0.29 [Z]: -1.00
[X]: +0.00 [Y]: -0.27 [Z]: -1.00
[X]: -0.02 [Y]: -0.27 [Z]: -1.00
[X]: -0.02 [Y]: -0.27 [Z]: -1.00
[X]: -0.02 [Y]: -0.29 [Z]: -1.00
[X]: -0.04 [Y]: -0.27 [Z]: -0.98
[X]: -0.04 [Y]: -0.27 [Z]: -1.01
[X]: -0.04 [Y]: -0.29 [Z]: -1.01
[X]: -0.04 [Y]: -0.27 [Z]: -1.01
[X]: -0.04 [Y]: -0.27 [Z]: -1.01
[X]: -0.02 [Y]: -0.25 [Z]: -1.00
[X]: +0.02 [Y]: -0.25 [Z]: -1.01
[X]: +0.00 [Y]: -0.24 [Z]: -1.00
[X]: +0.02 [Y]: -0.25 [Z]: -1.05
[X]: +0.02 [Y]: -0.24 [Z]: -1.01
[X]: -0.02 [Y]: -0.24 [Z]: -1.03

[X]: -0.05 [Y]: -0.22 [Z]: -1.01
[X]: -0.04 [Y]: -0.24 [Z]: -1.03
[X]: -0.02 [Y]: -0.20 [Z]: -1.00
[X]: +0.04 [Y]: -0.24 [Z]: -1.03
[X]: -0.04 [Y]: -0.29 [Z]: -1.09
[X]: +0.11 [Y]: -0.25 [Z]: -1.09
[X]: +0.07 [Y]: -0.29 [Z]: -0.98
[X]: +0.04 [Y]: -0.22 [Z]: -1.03
[X]: -0.04 [Y]: -0.20 [Z]: -0.98
[X]: -0.09 [Y]: -0.22 [Z]: -0.96
[X]: -0.07 [Y]: -0.11 [Z]: -1.09
[X]: -0.07 [Y]: -0.09 [Z]: -1.09
[X]: -0.05 [Y]: -0.09 [Z]: -0.98
[X]: -0.04 [Y]: -0.05 [Z]: -0.98
[X]: +0.13 [Y]: +0.00 [Z]: -1.03
[X]: +0.02 [Y]: -0.13 [Z]: -1.05
[X]: +0.18 [Y]: -0.11 [Z]: -1.00
[X]: +0.27 [Y]: -0.13 [Z]: -1.00
[X]: +0.20 [Y]: -0.09 [Z]: -1.07
[X]: +0.05 [Y]: -0.05 [Z]: -0.53
[X]: +0.04 [Y]: -0.11 [Z]: -0.98
[X]: -0.04 [Y]: -0.07 [Z]: -1.03
[X]: +0.04 [Y]: -0.04 [Z]: -1.05
[X]: +0.05 [Y]: -0.09 [Z]: -1.03
[X]: -0.02 [Y]: -0.14 [Z]: -1.05
[X]: +0.09 [Y]: -0.07 [Z]: -1.05
[X]: +0.07 [Y]: -0.09 [Z]: -1.05
[X]: -0.05 [Y]: -0.05 [Z]: -1.03
[X]: +0.02 [Y]: -0.07 [Z]: -1.05
[X]: +0.02 [Y]: -0.05 [Z]: -1.03
[X]: +0.04 [Y]: -0.05 [Z]: -1.03
[X]: +0.02 [Y]: -0.05 [Z]: -1.01
[X]: +0.02 [Y]: -0.05 [Z]: -1.03
[X]: +0.02 [Y]: -0.07 [Z]: -1.03
[X]: +0.00 [Y]: -0.07 [Z]: -1.01
[X]: +0.02 [Y]: -0.07 [Z]: -1.03
[X]: +0.04 [Y]: -0.05 [Z]: -1.03
[X]: +0.04 [Y]: -0.05 [Z]: -1.03
[X]: +0.02 [Y]: -0.05 [Z]: -1.03
[X]: +0.02 [Y]: -0.07 [Z]: -1.03
[X]: +0.02 [Y]: -0.07 [Z]: -1.01
[X]: +0.02 [Y]: -0.07 [Z]: -1.03
[X]: +0.02 [Y]: -0.09 [Z]: -1.03
[X]: +0.02 [Y]: -0.07 [Z]: -1.03
[X]: +0.04 [Y]: -0.05 [Z]: -1.05

[X]: +0.02 [Y]: -0.05 [Z]: -1.05
[X]: +0.04 [Y]: -0.07 [Z]: -1.03
[X]: +0.02 [Y]: -0.07 [Z]: -1.03
[X]: +0.04 [Y]: -0.07 [Z]: -1.01
[X]: +0.02 [Y]: -0.07 [Z]: -1.03
[X]: +0.02 [Y]: -0.07 [Z]: -1.01
[X]: +0.04 [Y]: -0.07 [Z]: -1.03
[X]: +0.04 [Y]: -0.07 [Z]: -1.03
[X]: +0.02 [Y]: -0.07 [Z]: -1.03
[X]: +0.02 [Y]: -0.05 [Z]: -1.03
[X]: +0.02 [Y]: -0.07 [Z]: -1.03
[X]: +0.02 [Y]: -0.07 [Z]: -1.03
[X]: +0.02 [Y]: -0.07 [Z]: -1.03
[X]: +0.02 [Y]: -0.05 [Z]: -1.03
[X]: +0.04 [Y]: -0.07 [Z]: -1.03
[X]: +0.02 [Y]: -0.07 [Z]: -1.03
[X]: +0.02 [Y]: -0.05 [Z]: -1.03
[X]: +0.02 [Y]: -0.07 [Z]: -1.03
[X]: +0.02 [Y]: -0.07 [Z]: -1.03
[X]: +0.02 [Y]: -0.05 [Z]: -1.03
[X]: +0.02 [Y]: -0.05 [Z]: -1.03
[X]: +0.02 [Y]: -0.07 [Z]: -1.03
[X]: +0.02 [Y]: -0.07 [Z]: -1.03
[X]: +0.02 [Y]: -0.07 [Z]: -1.03
[X]: +0.02 [Y]: -0.07 [Z]: -1.01
[X]: +0.02 [Y]: -0.05 [Z]: -1.03
[X]: +0.02 [Y]: -0.07 [Z]: -1.03
[X]: +0.02 [Y]: -0.07 [Z]: -1.03
[X]: +0.02 [Y]: -0.07 [Z]: -1.03
[X]: +0.02 [Y]: -0.05 [Z]: -1.03
[X]: -0.05 [Y]: -0.05 [Z]: -1.03
[X]: +0.14 [Y]: -0.05 [Z]: -1.01
[X]: +0.14 [Y]: -0.05 [Z]: -1.01
[X]: +0.05 [Y]: -0.07 [Z]: -1.07
[X]: -0.11 [Y]: +0.07 [Z]: -1.38
[X]: -0.22 [Y]: +0.14 [Z]: -1.12
[X]: -2.32 [Y]: -1.03 [Z]: -2.30
[X]: -2.32 [Y]: -1.03 [Z]: -2.30
[X]: +2.30 [Y]: -1.52 [Z]: +2.32
[X]: +0.76 [Y]: -1.43 [Z]: -1.56
[X]: +0.20 [Y]: -1.21 [Z]: -1.47
[X]: -0.40 [Y]: +0.49 [Z]: -0.56
[X]: -0.62 [Y]: +0.62 [Z]: -1.30
[X]: -0.51 [Y]: +0.43 [Z]: -1.32

[X]: +0.14 [Y]: +0.56 [Z]: -0.83
[X]: +0.14 [Y]: +0.56 [Z]: -0.83
[X]: +0.62 [Y]: +0.13 [Z]: -1.05
[X]: +2.30 [Y]: -1.85 [Z]: +2.17
[X]: +2.30 [Y]: -1.85 [Z]: +2.17
[X]: +2.30 [Y]: -2.30 [Z]: -2.30
[X]: +0.56 [Y]: -2.32 [Z]: -2.30
[X]: +0.56 [Y]: -2.32 [Z]: -2.30
[X]: +2.30 [Y]: -1.05 [Z]: +0.74
[X]: -0.27 [Y]: -2.32 [Z]: -2.30
[X]: +0.16 [Y]: +0.22 [Z]: -1.41
[X]: +0.09 [Y]: +0.24 [Z]: -1.25
[X]: +0.02 [Y]: +0.16 [Z]: -0.87
[X]: +0.02 [Y]: +0.16 [Z]: -0.87
[X]: -0.13 [Y]: +0.13 [Z]: -1.07
[X]: +0.24 [Y]: +0.02 [Z]: -0.96
[X]: +2.30 [Y]: -0.45 [Z]: -2.30
[X]: +2.30 [Y]: -1.88 [Z]: +0.94
[X]: +1.23 [Y]: -2.32 [Z]: +0.67
[X]: -2.32 [Y]: -1.00 [Z]: -2.30
[X]: +0.65 [Y]: -0.38 [Z]: -0.38
[X]: +0.47 [Y]: +0.05 [Z]: -0.16
[X]: +0.00 [Y]: +0.04 [Z]: -0.96
[X]: +0.04 [Y]: -0.07 [Z]: -1.21
[X]: +0.05 [Y]: +0.09 [Z]: -1.03
[X]: +0.05 [Y]: +0.09 [Z]: -1.03
[X]: +0.02 [Y]: +0.07 [Z]: -1.03
[X]: +0.09 [Y]: +0.05 [Z]: -1.01
[X]: +0.13 [Y]: +0.07 [Z]: -1.03
[X]: +0.13 [Y]: +0.09 [Z]: -1.05
[X]: +0.13 [Y]: +0.09 [Z]: -1.05
[X]: +0.13 [Y]: +0.09 [Z]: -1.03
[X]: +0.14 [Y]: +0.07 [Z]: -1.00
[X]: +0.16 [Y]: +0.09 [Z]: -1.00
[X]: +0.16 [Y]: +0.09 [Z]: -1.00
[X]: +0.14 [Y]: +0.09 [Z]: -1.01
[X]: +0.14 [Y]: +0.09 [Z]: -1.01
[X]: +0.16 [Y]: +0.07 [Z]: -1.00
[X]: +0.16 [Y]: +0.07 [Z]: -1.00
[X]: +0.14 [Y]: +0.07 [Z]: -0.98
[X]: +0.16 [Y]: +0.09 [Z]: -1.03
[X]: +0.16 [Y]: +0.09 [Z]: -1.03
[X]: +0.16 [Y]: +0.05 [Z]: -1.03
[X]: +0.18 [Y]: +0.09 [Z]: -1.01
[X]: +0.18 [Y]: +0.09 [Z]: -1.01
[X]: +0.16 [Y]: +0.07 [Z]: -1.03

[X]: +0.18 [Y]: +0.07 [Z]: -1.01
[X]: +0.18 [Y]: +0.07 [Z]: -1.01
[X]: +0.18 [Y]: +0.05 [Z]: -1.00
[X]: +0.18 [Y]: +0.05 [Z]: -1.00
[X]: +0.18 [Y]: +0.07 [Z]: -0.98
[X]: +0.18 [Y]: +0.07 [Z]: -0.98
[X]: +0.20 [Y]: +0.07 [Z]: -1.01
[X]: +0.20 [Y]: +0.07 [Z]: -1.01
[X]: -0.18 [Y]: -0.02 [Z]: -1.18
[X]: -0.18 [Y]: -0.02 [Z]: -1.18
[X]: +0.04 [Y]: +0.11 [Z]: -0.91
[X]: +0.04 [Y]: +0.11 [Z]: -0.91
[X]: -0.42 [Y]: -0.16 [Z]: -0.91
[X]: -0.42 [Y]: -0.16 [Z]: -0.91
[X]: -0.38 [Y]: -0.13 [Z]: -0.85
[X]: -0.38 [Y]: -0.13 [Z]: -0.85
[X]: -0.16 [Y]: +0.02 [Z]: -1.00
[X]: -0.16 [Y]: +0.02 [Z]: -1.00
[X]: -0.09 [Y]: -0.05 [Z]: -1.05
[X]: -0.09 [Y]: -0.05 [Z]: -1.05
[X]: +0.05 [Y]: -0.07 [Z]: -1.03
[X]: +0.00 [Y]: -0.07 [Z]: -1.03
[X]: +0.02 [Y]: -0.05 [Z]: -1.01
[X]: +0.02 [Y]: -0.07 [Z]: -1.03
[X]: +0.02 [Y]: -0.11 [Z]: -1.00
[X]: -0.20 [Y]: -0.13 [Z]: -1.01
[X]: -0.36 [Y]: -0.20 [Z]: -1.05
[X]: -0.47 [Y]: +0.00 [Z]: -0.76
[X]: -0.56 [Y]: -0.07 [Z]: -1.12
[X]: -1.12 [Y]: -0.56 [Z]: -1.16
[X]: +2.30 [Y]: -1.23 [Z]: -0.09
[X]: -2.32 [Y]: -2.32 [Z]: -1.36
[X]: +2.30 [Y]: -0.82 [Z]: +1.87
[X]: -2.32 [Y]: -2.32 [Z]: -1.83
[X]: +2.30 [Y]: -1.79 [Z]: +0.76
[X]: -2.32 [Y]: -2.21 [Z]: -2.30
[X]: +0.02 [Y]: +0.45 [Z]: -0.82
[X]: -0.40 [Y]: +0.05 [Z]: -0.96
[X]: -0.25 [Y]: +0.00 [Z]: -0.94
[X]: -0.29 [Y]: +0.04 [Z]: -1.03
[X]: -0.27 [Y]: +0.00 [Z]: -1.01
[X]: -0.27 [Y]: -0.04 [Z]: -1.03
[X]: -0.27 [Y]: +0.00 [Z]: -0.96
[X]: -0.27 [Y]: -0.04 [Z]: -1.00
[X]: -0.27 [Y]: +0.00 [Z]: -1.01
[X]: -0.25 [Y]: +0.00 [Z]: -1.01

[X]: +0.07 [Y]: +0.34 [Z]: -1.41
[X]: +2.30 [Y]: +1.68 [Z]: -2.30
[X]: -2.32 [Y]: -2.32 [Z]: +1.09
[X]: -2.19 [Y]: -2.05 [Z]: -1.12
[X]: +0.56 [Y]: +0.20 [Z]: -1.56
[X]: +0.20 [Y]: +0.05 [Z]: -1.09
[X]: +0.11 [Y]: +0.14 [Z]: -0.98
[X]: -0.05 [Y]: +1.20 [Z]: -2.30
[X]: +0.78 [Y]: -2.16 [Z]: +1.92
[X]: -1.05 [Y]: +0.76 [Z]: +0.14
[X]: -1.32 [Y]: +0.69 [Z]: -0.72
[X]: -2.16 [Y]: -1.12 [Z]: -2.30
[X]: +0.24 [Y]: +0.00 [Z]: -0.36
[X]: -0.38 [Y]: +0.07 [Z]: -1.34
[X]: +0.04 [Y]: +0.13 [Z]: -1.00
[X]: -0.11 [Y]: +0.04 [Z]: -1.09
[X]: -2.32 [Y]: -0.89 [Z]: -2.30
[X]: +1.10 [Y]: -2.03 [Z]: +2.32
[X]: -0.89 [Y]: +0.78 [Z]: +0.16
[X]: -0.80 [Y]: +0.65 [Z]: +0.29
[X]: -0.63 [Y]: +0.76 [Z]: +0.07
[X]: -0.71 [Y]: +0.71 [Z]: +0.16
[X]: -1.21 [Y]: +0.62 [Z]: -0.24
[X]: -0.63 [Y]: +0.60 [Z]: +0.27
[X]: -0.29 [Y]: +0.34 [Z]: +0.58
[X]: -2.32 [Y]: -2.32 [Z]: +2.32
[X]: -1.43 [Y]: -2.32 [Z]: -0.51
[X]: +0.05 [Y]: -2.28 [Z]: -2.12
[X]: +2.30 [Y]: -0.13 [Z]: +2.06
[X]: +2.30 [Y]: +0.54 [Z]: +0.98
[X]: +2.30 [Y]: -2.32 [Z]: -2.30
[X]: -1.50 [Y]: +0.51 [Z]: -1.29
[X]: +0.58 [Y]: +0.69 [Z]: -1.39
[X]: +0.11 [Y]: +0.54 [Z]: -1.10
[X]: +0.20 [Y]: +0.33 [Z]: -1.00
[X]: +0.22 [Y]: +0.24 [Z]: -1.20
[X]: +0.05 [Y]: +0.14 [Z]: -1.03
[X]: -0.16 [Y]: -0.13 [Z]: -0.96
[X]: -0.13 [Y]: -0.22 [Z]: -0.94
[X]: -0.16 [Y]: -0.16 [Z]: -1.14
[X]: -0.02 [Y]: -0.25 [Z]: -0.98
[X]: -0.22 [Y]: -0.40 [Z]: -1.03
[X]: +0.11 [Y]: -0.34 [Z]: -0.94
[X]: -0.02 [Y]: -0.31 [Z]: -0.92
[X]: +0.09 [Y]: -0.29 [Z]: -1.10
[X]: +0.05 [Y]: -0.31 [Z]: -1.03

[X]: +0.05 [Y]: -0.33 [Z]: -1.01
[X]: +0.07 [Y]: -0.33 [Z]: -0.98
[X]: +0.05 [Y]: -0.27 [Z]: -1.01
[X]: +0.02 [Y]: -0.36 [Z]: -0.96
[X]: +0.04 [Y]: -0.33 [Z]: -1.00
[X]: -0.02 [Y]: -0.33 [Z]: -1.00
[X]: +0.02 [Y]: -0.29 [Z]: -0.98
[X]: +0.04 [Y]: -0.34 [Z]: -0.98
[X]: +0.05 [Y]: -0.36 [Z]: -0.98
[X]: +0.14 [Y]: -0.42 [Z]: -1.00

Recording Ended:
2010-04-17 21:03:59 -0400

This experiment was designed to specifically investigate the possible connection of EMF alterations in the noise floor during a Medium Event. No attempt was made to trace source point, or monitor other conditions in the room. The medium was under total observation by me the entire time and nothing unusual in her behavior was noted until she entered the trance. In Trance Mode, her mannerisms and voice altered. Another personality appeared to be speaking through her.

This clearly shows that there seems to be some correlation between noise floor EMF and psychic activity. While the findings are inconclusive at this point in establishing a firm relationship, and the nature is not known, there seems to be a repeating pattern of wave Form alteration from source unknown. A future experiment will be conducted to add EMF location devices and other environmental monitoring to attempt to ascertain source. The medium was not aware these readings were being taken until near the end of the session.

Comments are welcome.